

# FINANCIAL HIGHLIGHTS

## 財務摘要

**Year ended 31st March**  
**截至三月三十一日止年度**  
**2018**                      2017  
 二零一八年              二零一七年

<i>HK\$'million</i>	港幣百萬元		
<b>Revenue</b>	<b>收益</b>		
Per consolidated statement of profit or loss	根據綜合損益表	<b>247</b>	189
Property income and hotel revenue	物業收入及酒店收益		
– share of associates and joint ventures	– 應佔聯營公司及合營公司	<b>643</b>	990
		<b>890</b>	1,179
<b>Net profit</b>	<b>純利</b>	<b>182</b>	303

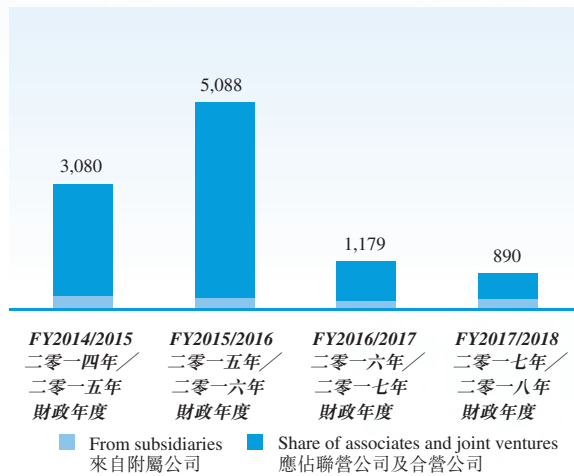
<i>HK cents</i>	港仙		
<b>Basic earnings per Share</b>	<b>每股基本盈利</b>	<b>20</b>	35
<b>Dividends per Share</b>	<b>每股股息</b>		
– first interim	– 第一次中期	<b>10</b>	10
– second interim	– 第二次中期	<b>12</b>	–
– final	– 末期	<b>–</b>	12
		<b>22</b>	22

# FINANCIAL HIGHLIGHTS

## 財務摘要

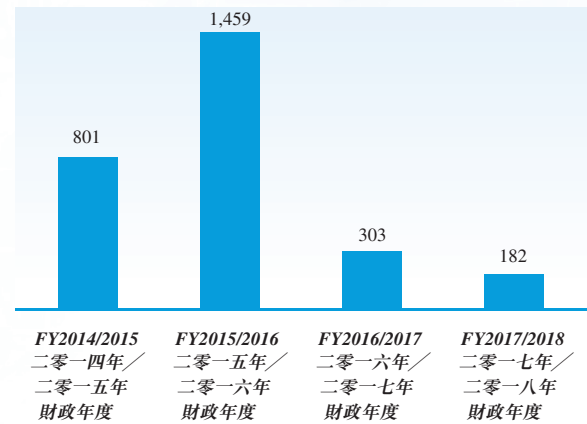
### Revenue 收益

HK\$ million  
港幣百萬元



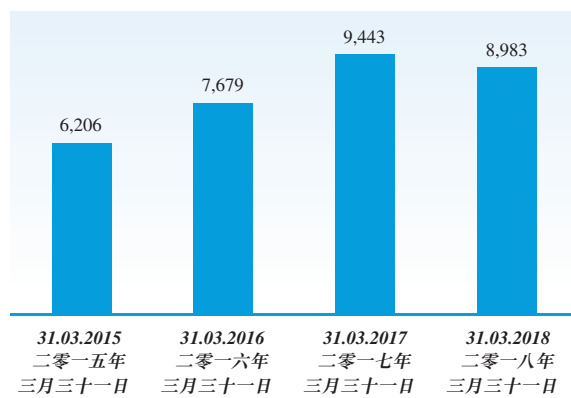
### Net Profit 純利

HK\$ million  
港幣百萬元



### Total Assets 資產總額

HK\$ million  
港幣百萬元



### Total Shareholders' Fund 股東資金總額

HK\$ million  
港幣百萬元

