

FINANCIAL HIGHLIGHTS

財務摘要

Year ended 31st March
截至三月三十一日止年度
2017 2016
二零一七年 二零一六年

<i>HK\$ million</i>	港幣百萬元		
Revenue	收益		
Per consolidated statement of profit or loss	根據綜合損益表	189	143
Property income and hotel revenue	物業收入及酒店收益		
– share of associates and joint ventures	– 應佔聯營公司及合營公司	990	4,832
– by way of disposal of interest in an associate	– 透過出售於聯營公司之權益	–	113
		1,179	5,088
Net profit	純利	303	1,459

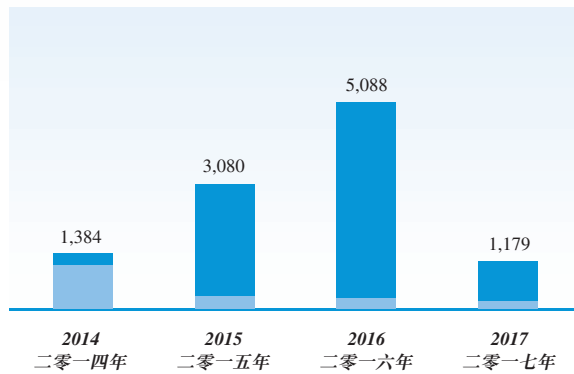
<i>HK cents</i>	港仙		
Basic earnings per share	每股基本盈利	35	177
Dividends per share	每股股息		
– interim	– 中期	10	10
– final	– 末期	12	10
– special	– 特別	–	10
		22	30

FINANCIAL HIGHLIGHTS

財務摘要

Revenue 收益

HK\$' million
港幣百萬元

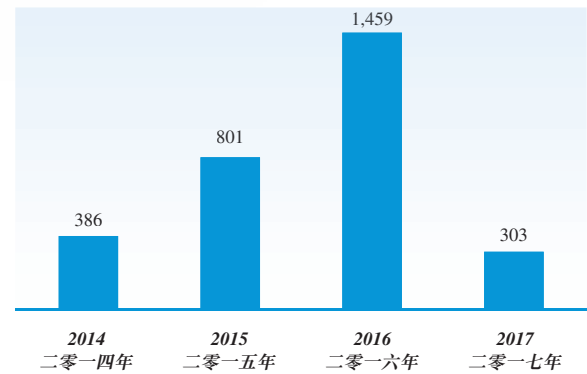


■ From subsidiaries
來自附屬公司

■ Share of associates & joint ventures
應佔聯營公司及合營公司

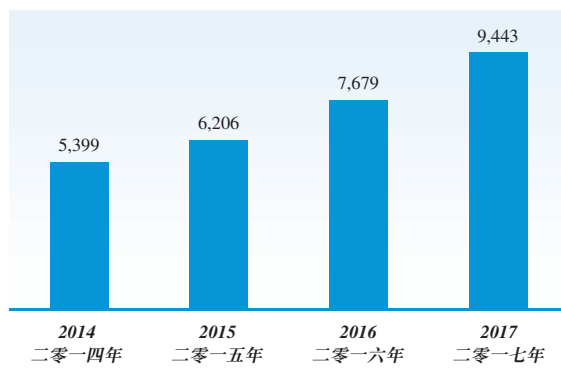
Net Profit 純利

HK\$' million
港幣百萬元



Total Assets 資產總額

HK\$' million
港幣百萬元



Total Shareholders' Fund 股東資金總額

HK\$' million
港幣百萬元

