


FINANCIAL HIGHLIGHTS

財務摘要



Six months ended
截至九月三十日止六個月

30.9.2016	30.9.2015
二零一六年	二零一五年

<i>HK\$ million</i>	港幣百萬元		
Revenue	收益		
Per condensed consolidated statement of profit or loss	根據簡明綜合損益表	80	66
Property income and hotel revenue	物業收入及酒店收益		
– share of associates and joint ventures	– 應佔聯營公司及合營公司	753	2,046
		833	2,112
Net profit	純利	386	699

<i>HK cents</i>	港仙		
Basic earnings per share	每股基本盈利	45	87
Interim dividend per share	每股中期股息	10	10

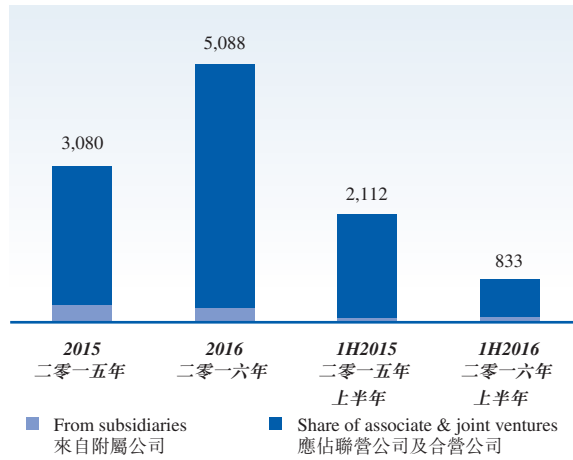
FINANCIAL HIGHLIGHTS

財務摘要

Revenue

收益

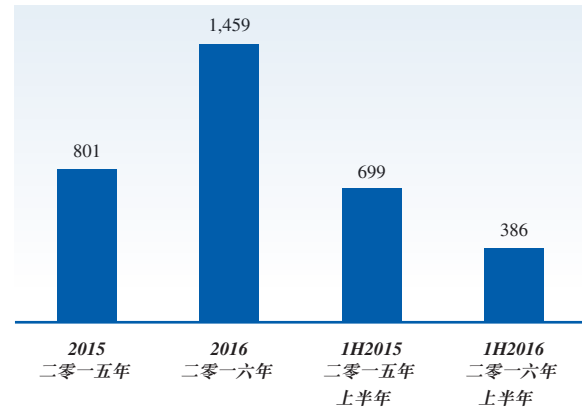
HKD'm
港幣百萬元



Net Profit

純利

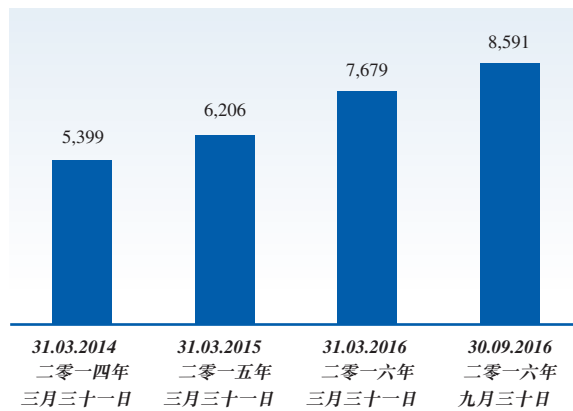
HKD'm
港幣百萬元



Total Assets

總資產

HKD'm
港幣百萬元



Total Shareholders' Fund

股東資金總額

HKD'm
港幣百萬元

