

FINANCIAL HIGHLIGHTS

Six months ended 30 September

2025

2024

HK\$'million

Revenue

Per condensed consolidated statement of profit or loss
Property income and hotel revenue
– share of associates and joint ventures

7

10

163

297

170

307

Net loss

(144)

(530)

HK cents

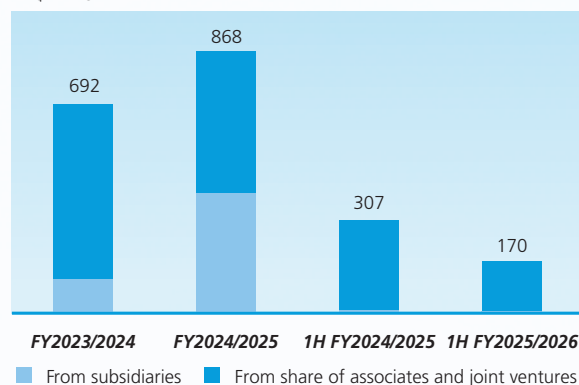
Basic loss per Share

(13)

(56)

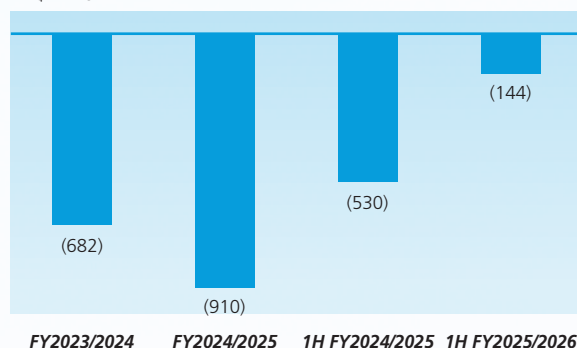
Revenue

HK\$'million



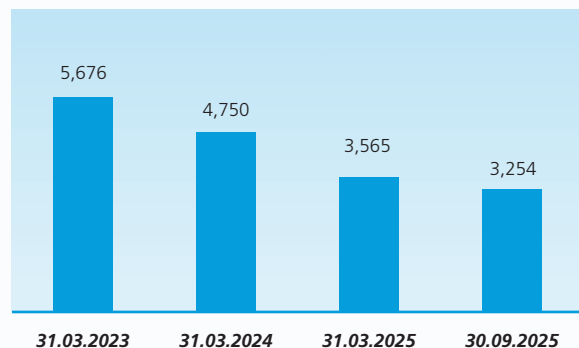
Net Loss

HK\$'million



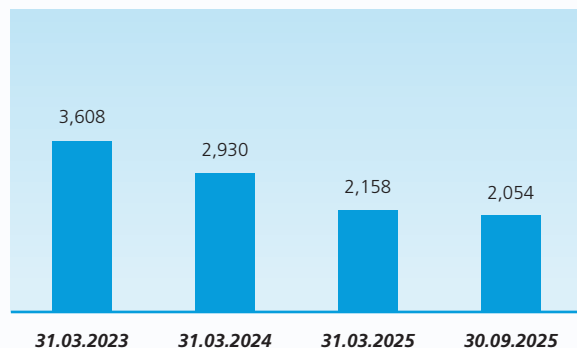
Total Assets

HK\$'million



Total Shareholders' Fund

HK\$'million



截至9月30日止六個月

2025年

2024年

港幣百萬元

收益

根據簡明綜合損益表

物業收入及酒店收益

—應佔聯營公司及合營公司

7

10

163

297

170

307

(144)

(530)

(13)

(56)

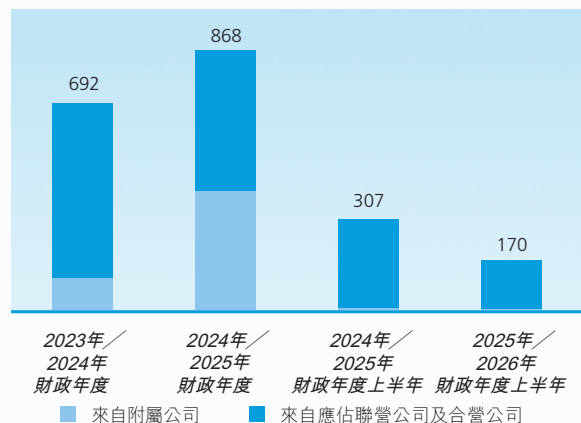
淨虧損

港仙

每股基本虧損

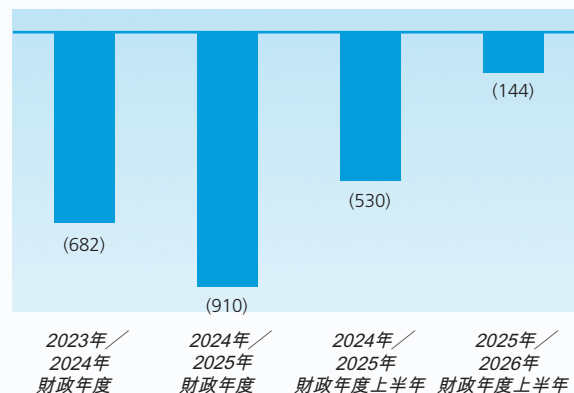
收益

港幣百萬元



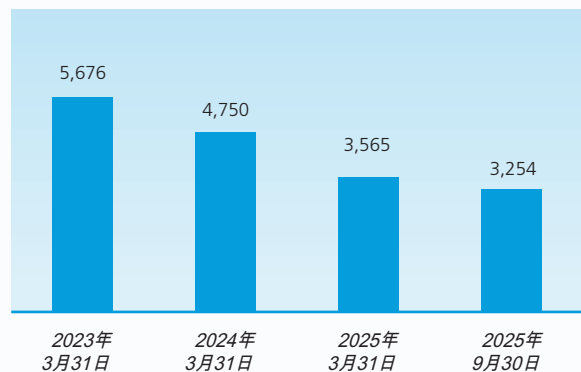
淨虧損

港幣百萬元



資產總額

港幣百萬元



股東資金總額

港幣百萬元

