

FINANCIAL HIGHLIGHTS

財務摘要

Six months ended
 截至九月三十日止六個月
30.9.2017 30.9.2016
 二零一七年 二零一六年

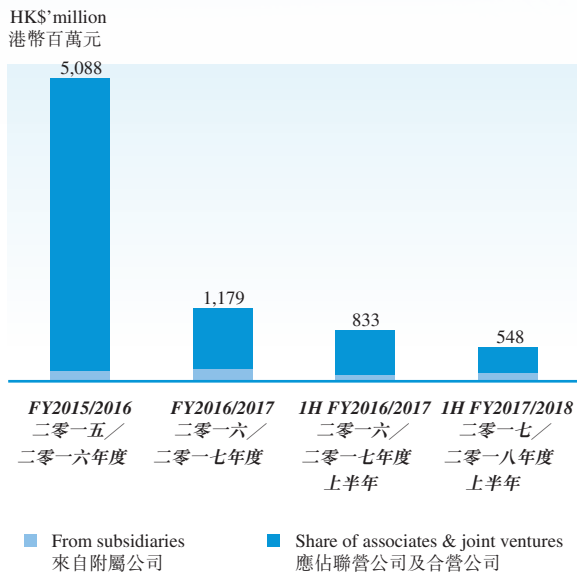
<i>HK\$' million</i>	港幣百萬元		
Revenue	收益		
Per condensed consolidated statement of profit or loss	根據簡明綜合損益表	109	80
Property income and hotel revenue	物業收入及酒店收益		
– share of associates and joint ventures	– 應佔聯營公司及合營公司	439	753
		548	833
Net profit	純利	284	386

<i>HK cents</i>	港仙		
Basic earnings per share	每股基本盈利	32	45
Interim dividend per share	每股中期股息	10	10

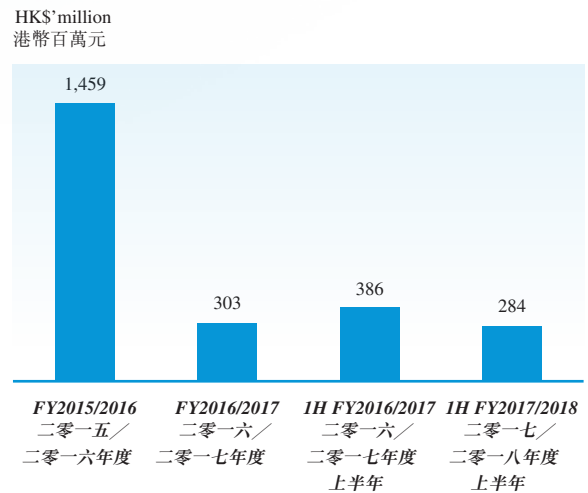
FINANCIAL HIGHLIGHTS

財務摘要

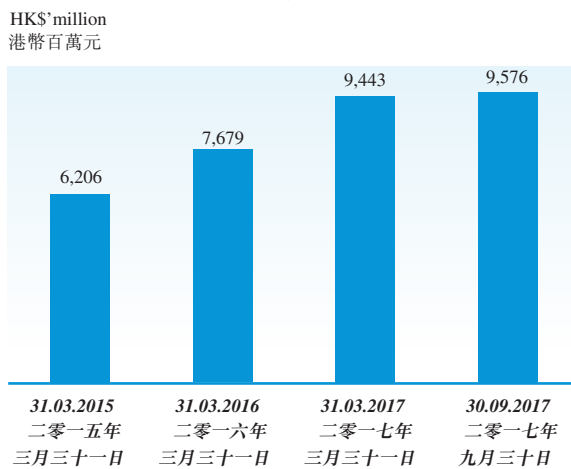
Revenue 收益



Net Profit 純利



Total Assets 總資產額



Total Shareholders' Fund 股東資金總額

